


Free Body Diagram Practice

For each of the following scenarios, draw free body diagrams representing the forces acting on the box.


1) The box is at rest on a surface.



2) A person pulls the box to the left.




3) A person pushes the box to the right.



4) One person pushes the box to the left and another pushes the box to the right with a force equal to the first person.



5) One person pulls the box to the right while another pushes the box to the right.



6) One person pushes the box to the left while another pushes the box to the right. Assume that the first person uses a bigger force than the second.

